






# 2<sup>nd</sup> Grade Learning Choice Board



April 14 <sup>th</sup> -17 <sup>th</sup>	Choice 1	Choice 2	Choice 3	Choice 4	Choice 5
<p><b>Reading</b></p> <ul style="list-style-type: none"> <li>BrainPopJr. – use your Clever login</li> <li>ReadWorks Login Information: Class Code: LBZB5B Password: 1234</li> </ul> <p>SOL 2.7</p>	<p><u>ReadWorks Website</u> Read or listen to 2-3 articles on different animals. You can also choose a Challenge or Boost article. Then click on <u>Book of Knowledge</u> tab and follow the directions.</p> <p><b>Click here:</b> <u>ReadWorks Link</u> Class code: <b>LBZB5B</b> Password: <b>1234</b></p>	<p><u>BrainPopJr.</u></p> <ul style="list-style-type: none"> <li>Watch the video about <u>Setting</u></li> <li>Take and submit the quiz.</li> </ul> <p>OR</p> <p><u>ReadWorks Website</u> Read or listen to one article. Then click on <u>Book of Knowledge</u> tab and follow the directions.</p>	<p><u>BrainPopJr.</u></p> <ul style="list-style-type: none"> <li>Watch the video about <u>Characters</u></li> <li>Complete the Word Play activity.</li> </ul> <p>OR</p> <p><u>ReadWorks Website</u> Read or listen to one article. Then click on <u>Book of Knowledge</u> tab and follow the directions.</p>	<p>Listen to Mrs. Salfer read <u>Hey Granddude!</u> by Paul McCarthy</p> <p><b>Watch Here</b></p> <p><b>Activity</b></p> <ul style="list-style-type: none"> <li>Complete the <u>Story Elements Graphic Organizer</u> and discuss the story with a family member.</li> </ul>	<p><u>ReadWorks Website</u> Read or listen to one article <b>every</b> day. Then click on <u>Book of Knowledge</u> tab and follow the directions.</p> <p><b>Click here:</b> <u>ReadWorks Link</u> Class code: <b>LBZB5B</b> Password: <b>1234</b></p>

**DROP EVERYTHING AND READ yourself or with a family member for at least 10 minutes a day – Check out ESOL Website for Resources**

<p><b>Writing</b></p> <p>SOL 2.11</p>	<p><b>Journal Prompt:</b></p>  <p>OR</p> <p><b>Video:</b> <u>How to Writing - Skill: Brainstorming</u></p>	<p><b>Video:</b> <u>How to Writing - Skill: Introduction</u></p> <p>OR</p> <p><u>BrainPopJr.</u></p> <ul style="list-style-type: none"> <li>Watch the video <u>How to Essay</u></li> <li>Take the quiz</li> <li>Do the word play activity.</li> </ul>	<p><b>Journal Prompt:</b></p>  <p>OR</p> <p><b>Video:</b> <u>How to Writing - Skill: writing steps</u></p> <p>OR</p> <p>Read or listen to the online story <u>Cooking with Mom (Eng/Spanish)</u></p>	<p><b>Video:</b> <u>How to Writing - Skill - Revising</u></p> <p>OR</p> <p><b>Activity</b></p> <ul style="list-style-type: none"> <li>Write about how to make a sandwich using sequencing words.</li> <li><u>List of Sequence Words</u></li> </ul>	<p><b>Journal Prompt:</b></p>  <p>OR</p> <p><b>Video:</b> <u>How to Writing - Skill - Closing</u></p> <p>OR</p> <p><b>Activity:</b> Revise your "How to make a sandwich" writing from yesterday</p>
---------------------------------------	---	---	--	--	--

April 14 <sup>th</sup> -17 <sup>th</sup>	Choice 1	Choice 2	Choice 3	Choice 4	Choice 5
--	----------	----------	----------	----------	----------

All activities are **OPTIONAL**. Each week students should spend approximately **60 minutes** in each **reading/writing, math, science, and social studies**.

<p><b>Math</b> <u>April Math Calendar</u> - English</p> <p><u>April Math Calendar</u> - Spanish</p> <p>SOL 2.7ab and 2.1</p>	<ul style="list-style-type: none"> <li>Complete <b>ONE</b> activity from the April Math Calendar</li> </ul> <p><b>Write a Story Problem:</b></p> <ul style="list-style-type: none"> <li>Using the following number sentence, write a story problem. <b>63 – 41 = _____</b></li> <li>Have a family member solve the story problem.</li> </ul>	<ul style="list-style-type: none"> <li>Complete <b>ONE</b> activity from the April Math Calendar</li> <li><u>BrainPopJr.</u></li> <li>Watch the Equivalent Coins Video</li> <li>Complete the Quiz Assignment</li> </ul> <p style="text-align: center;"><b>OR</b></p> <p>Work in <u>DreamBox</u> for 20 min.</p>	<ul style="list-style-type: none"> <li>Complete <b>ONE</b> activity from the April Math Calendar.</li> <li>Make a <b>120 Chart</b> for What's it Worth Game</li> </ul> <p><b>Activity:</b></p> <ul style="list-style-type: none"> <li>Watch the <u>What's it Worth Game Video</u>.</li> <li>Now it is your turn to play, Word List and ABC Money Chart.</li> </ul>	<ul style="list-style-type: none"> <li>Complete <b>ONE</b> activity from the April Math Calendar.</li> <li><u>BrainPopJr.</u></li> <li>Watch the Place Value Video</li> <li>Complete the quiz Assignment.</li> </ul> <p style="text-align: center;"><b>OR</b></p> <p>Work in <u>DreamBox</u> for 20 min.</p>	<ul style="list-style-type: none"> <li>Complete <b>ONE</b> activity from the April Math Calendar.</li> <li>Play: <u>Place Value Hockey Game</u> Choose level 1.</li> </ul> <p style="text-align: center;"><b>OR</b></p> <p>Play Build the Biggest with someone in your family. Here is the Recording Sheet <b>3-digit</b> and <b>4-digit</b> and <u>Die</u>.</p>
<p><b>Social Studies</b></p> <ul style="list-style-type: none"> <li><u>BrainPopJr.</u> – use your Clever login</li> <li><u>SOL 2.6 Study Guide</u></li> </ul> <p>SOL 2.6</p>	<p><u>BrainPopJr.</u></p> <ul style="list-style-type: none"> <li>Watch the video about <u>Continents and Oceans</u></li> <li>Take and submit the quiz.</li> </ul>	<p>Watch the <u>Geography Song</u> video.</p> <ol style="list-style-type: none"> <li>What is the difference between a map and a globe?</li> <li>How many continents are there? How many oceans?</li> </ol>	<ul style="list-style-type: none"> <li>Open the <u>Blank World Map</u>. Label each of the continents and Oceans. <u>No printer? Point to each ocean and continent and name the out loud.</u></li> </ul> <p style="text-align: center;"><b>OR</b></p> <p><u>BrainPopJr.</u></p> <ul style="list-style-type: none"> <li><u>Continents and Oceans - Write About It</u> activity.</li> </ul>	<p>Review the <u>study guide</u>.</p> <p>Open the <u>Equator, Prime Meridian, and Compass Rose sheet</u> and label each.</p>	<p>Watch the <u>Continents and Oceans video</u>.</p> <p>What are 3 facts you learned while listening to this song?</p>
<p><b>Science</b></p> <ul style="list-style-type: none"> <li><u>BrainPopJr.</u> – use your Clever login</li> <li><u>SOL 2.3 Study Guide</u></li> </ul> <p>SOL 2.3</p>	<p>Name two examples of each state of matter.</p> <p><u>Solid:</u> _____</p> <p>_____</p> <p><u>Liquid:</u> _____</p> <p>_____</p> <p><u>Gas:</u> _____</p> <p>_____</p>	<p><u>BrainPopJr.</u></p> <ul style="list-style-type: none"> <li>Watch the video about <u>Solids, Liquids, and Gases</u></li> <li>Take and submit the quiz.</li> </ul>	<p>Complete the <u>Changing States of Matter Sheet</u>.</p> <p>No printer? Write your answers on a piece of notebook paper numbered 1-5.</p>	<p><u>BrainPopJr.</u></p> <ul style="list-style-type: none"> <li>Watch the video about <u>Changing States of Matter</u></li> <li>Take and submit the quiz.</li> </ul>	<p>Watch this <u>Fried Ice video</u>.</p> <p>What states of matter did you see?</p> <p>What changes in the states of matter did you see?</p>

- Don't forget to vote for our March Madness Competition. Here is the [link](#) to vote and see what books are the winners!
- VA TV Classroom** - Standards of Learning-aligned content provided by WHRO Public Media. Segments will be 15 minutes in length and led by teachers. K-3 instruction airs **1 – 2 pm** each day. WETA PBS Kids - **Comcast 266, Cox 801, Verizon FiOS 472**
- ESOL Zoom Office Hours:** Tuesday and Thursday from 6:00 – 7:00pm

All activities are **OPTIONAL**. Each week students should spend approximately **60** minutes in each **reading/writing, math, science, and social studies**.